



NATIONAL HISTORICAL
PUBLICATIONS
& RECORDS COMMISSION

The attached document contains the Grant Narrative of a previously funded grant application. It is not intended to serve as a model, but to give you a sense of how a successful application may be crafted. Be aware that minor changes may have been made to the plan of work and other portions of the proposed project in response to comments made during the review process. Every successful application is different, and each applicant is urged to prepare a proposal that reflects its unique project and aspirations.

Prospective applicants should consult the NHPRC's application guidelines at <https://www.archives.gov/nhprc/apply> for instructions. Applicants are also strongly encouraged to consult with the NHPRC staff member listed in the grant announcement well before a grant deadline. Prospective applicants are also strongly encouraged to submit a draft application by the deadline listed in the grant announcement.

The Commission welcomes collaborations that target institutional advancement for small and underserved local archives and repositories, **especially those with collections that focus on the voices and perspectives of Black, Indigenous, and People of Color.**

Project Title: Europeans, Indians, and Africans: Lost Voices from America's Oldest Parish Archives, 1594-1821

Institution: University of South Florida

Project Director: Takara Waller

Grant Program: Major Collaborative Archival Initiatives

Europeans, Indians, and Africans: Lost Voices from America's Oldest Parish Archive, 1594-1821.

National Archives
National Historical Publications & Commission
Access to Historical Records: Major Initiatives

Project Narrative

1. Overview

On June 25, 1594, a Spanish soldier named Juan Jiménez de la Cueva and his wife María Meléndez gathered in the small wooden church of Nuestra Señora de los Remedios in St. Augustine, Florida. There, the town's priest, Diego Escobar de Sambrana, anointed their newborn daughter, María, in the sacrament of baptism. María's godparents, Adrián de Cañizales and his wife María Ruíz stood as witnesses. Following the ceremony, Father Escobar de Sambrana scribbled a brief entry in the parish book of baptisms, below which he signed his name. To date, María's 1594 baptism record is the oldest documented baptism for any region of the United States, including Puerto Rico.

Sealed in a thick protective plastic wrapping applied during early preservation efforts in the 1930s, the ripped and bookworm-damaged text that recorded María's baptism is part of the Archive of the Diocese of St. Augustine. It forms part of a remarkable collection of the city's parish records, almost eight thousand pages of baptism, marriage, confirmation, and death records, covering 227 years of the town's colonial history (1594-1821). Most of the archive's handwritten documents are in Spanish, supplemented with hundreds of eighteenth-century English and Latin entries. Together, these ecclesiastical records provide unparalleled insight into the daily lives of St. Augustine's multi-ethnic inhabitants, and the relationships between the settlement's European, African, and Indian residents.

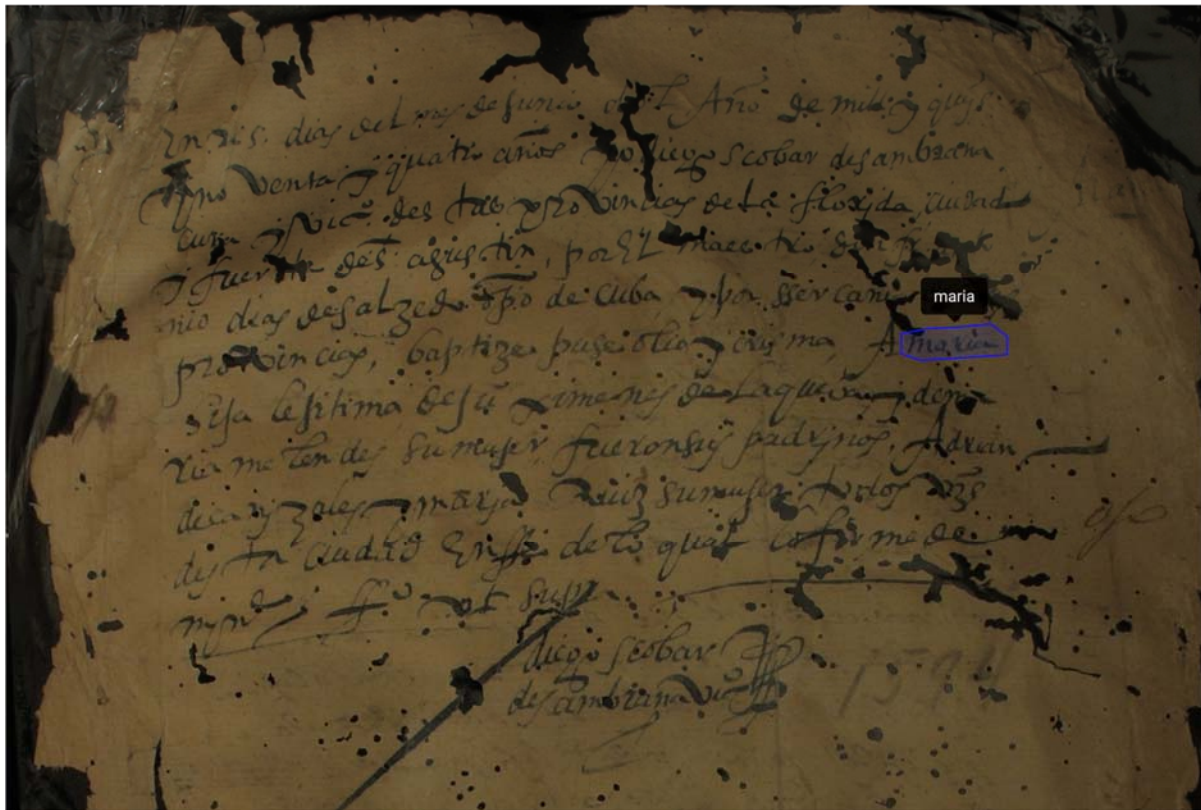


Image 1: June 25, 1594 baptism record for María, the daughter of Juan Jiménez de la Cueva (Ju^o Ximenes de la queba) and María Meléndes.

At the same time, public access to these original records remains limited to all but a few specialists in Spanish and Latin paleography. Most of the early texts are badly damaged, faded, and torn in places; some pages are completely indecipherable. Even eighteenth-century observers lamented the state of the earliest records. Indeed, one frustrated reader, likely an eighteenth-century Spanish priest, inserted the following lines on the opening page of a seventeenth-century book of baptisms: He wrote, “My dear lord: Not even the Devil could read this; the handwriting is so terrible I cannot understand a single word in it.”

We are proposing a collaborative two-year project designed to make these records accessible to a global audience, specialists and non-specialists alike. Building on the combined expertise of skilled paleographers, historians, and translators, we will complete full transcriptions and translations of the entire collection of St. Augustine’s colonial ecclesiastical documents (ca.

9,000 pages of baptisms, confirmations, marriages, and death records). Our digital technology partners will design and implement an engaging interactive platform that will appeal to teachers, students, scholars, and the general public. The final project, titled *Europeans, Indians, and Africans: Lost Voices from America's Oldest Parish Archive, 1594-1821*, will be housed on our open-access site, *La Florida: The Interactive Digital Archive of the Americas* (www.laflorida.org).

2. Description of Collections and Archival Methodologies

Located in the heart of St. Augustine, FL, The Archive of the Diocese of St. Augustine is housed in a recently-constructed building on the property of the Sisters of St. Joseph Convent (<http://www.dosafl.com/archives/>). For generations, the archive's remarkable collection has been well known to colonial Florida scholars and to local genealogists, but its public reach has been surprisingly limited. In an effort to increase national awareness of the archive's unique holdings, in 2012 St. Augustine's Bishop Felipe J. Estévez granted us permission to digitize the archive's colonial ecclesiastical records and make the images available to the public. Under the careful supervision of Dr. Jane Landers (Gertrude Conaway Professor of History, Vanderbilt University) and her digitization team, we spent the next ten months organizing and photographing the parish documents. The archive's colonial collection consists of thirteen boxes of unbound individual folios, each crinkled page laminated in protective plastic. Many of the pages are torn, faded, and badly damaged by bookworms. All thirteen boxes contain a mixture of baptism, marriage, confirmation, and death records, organized roughly in chronological order, from 1594 until the end of the seventeenth century (none of the city's parish records from its 1565 founding to 1593 have been located). Fifteen bound books from the eighteenth and nineteenth centuries complete

the collection of colonial documents. Until 1735, St. Augustine's parish priests recorded all races in the same books.

When we began the digitization project in 2012, our central goal was to preserve the badly-damaged documents and to make them available to the public. The digitization phase was completed in the fall of 2013, and the entire collection of high-resolution digital images is currently available on our *La Florida* site, as well as *The Slave Societies Digital Archive* (www.slavesocieties.org), hosted by Vanderbilt University.

However, accessibility alone does not translate into student or public engagement, and it is not surprising that the digitized collection has seen limited use. Partial English-language translations of the parish records can be found online through the University of Florida's *Unearthing St. Augustine's Colonial Heritage* site (www.staugustine.uflib.ufl.edu).

Unfortunately, the translations are incomplete and filled with errors, especially the earliest entries from the sixteenth and seventeenth-century documents. Moreover, the records have never been fully transcribed, translated, or indexed. At present, there are no tools that allow users to search for specific individuals, to calculate birth and death rates, or to track the identities of the multitude of runaway slaves whose baptism and marriage records are scattered throughout the collection.

3. Archival Methodologies

Preservation and Disaster Mitigation

Content for the *Lost Voices* exhibit is backed at each phase in several separate places. As a way of dark archiving all of the content in *Lost Voices*, each transcription, translation, and spreadsheet is uploaded to the University of South Florida's secure Storage Network (SAN), with offsite backup. SAN is accessible only by a select few members of the research team and serves

as the first level failsafe in the event disaster recovery is needed. Edriel Intelligence also follows a series of preservation protocols. All content in the database management system (DBMS) is copied daily to their internal network-attached storage unit (NAS) and weekly to LTO5 (Linear Tape Open). In the event of system failure, data can be recovered from the LTO5 tape within 48 hours. Both the NAS and the LTO5 are stored in a fireproof vault at the company's facility in Madrid. Moreover, the NAS is backed up to Edriel's storage area network (SAN) allowing for unlimited scalability and eliminating the single-point-of-failure threat present in NAS only systems.

As Edriel continues re-coding *La Florida* and initiates the *Lost Voices* exhibit, all data is backed up daily to Amazon S3 Glacier. In addition to practicing redundancy by storing data on multiple devices in multiple locations, Glacier offers three data retrieval options in case of system failure, all of which process within 24 hours.

4. New Tools and Methods

The Documents

Lost Voices will house high-resolution images of each document in the parish archive. However, beyond simply showing complete transcriptions and translations alongside the original document, our tech partners have developed a method for users to interact with the documents on an entirely new level. Once a page has been transcribed and vetted by members of the paleography team, our next step is to use an innovative tool to draw polygons around each word or abbreviation. The content data is then embedded into the polygon. Not only does this process serve as an additional layer of security against translation and transcription errors, but it allows the general user to see individual words transcribed as they appear on the page simply by hovering over a word. In terms of scalability, the data embedded into each polygon can be

applied to advanced algorithms run by Artificial Intelligence (AI). As the AI continues to run and improve the algorithm, it would learn to read documents like these similar to the way that an Optical Character Recognition program reads the scanned images of a book's page.

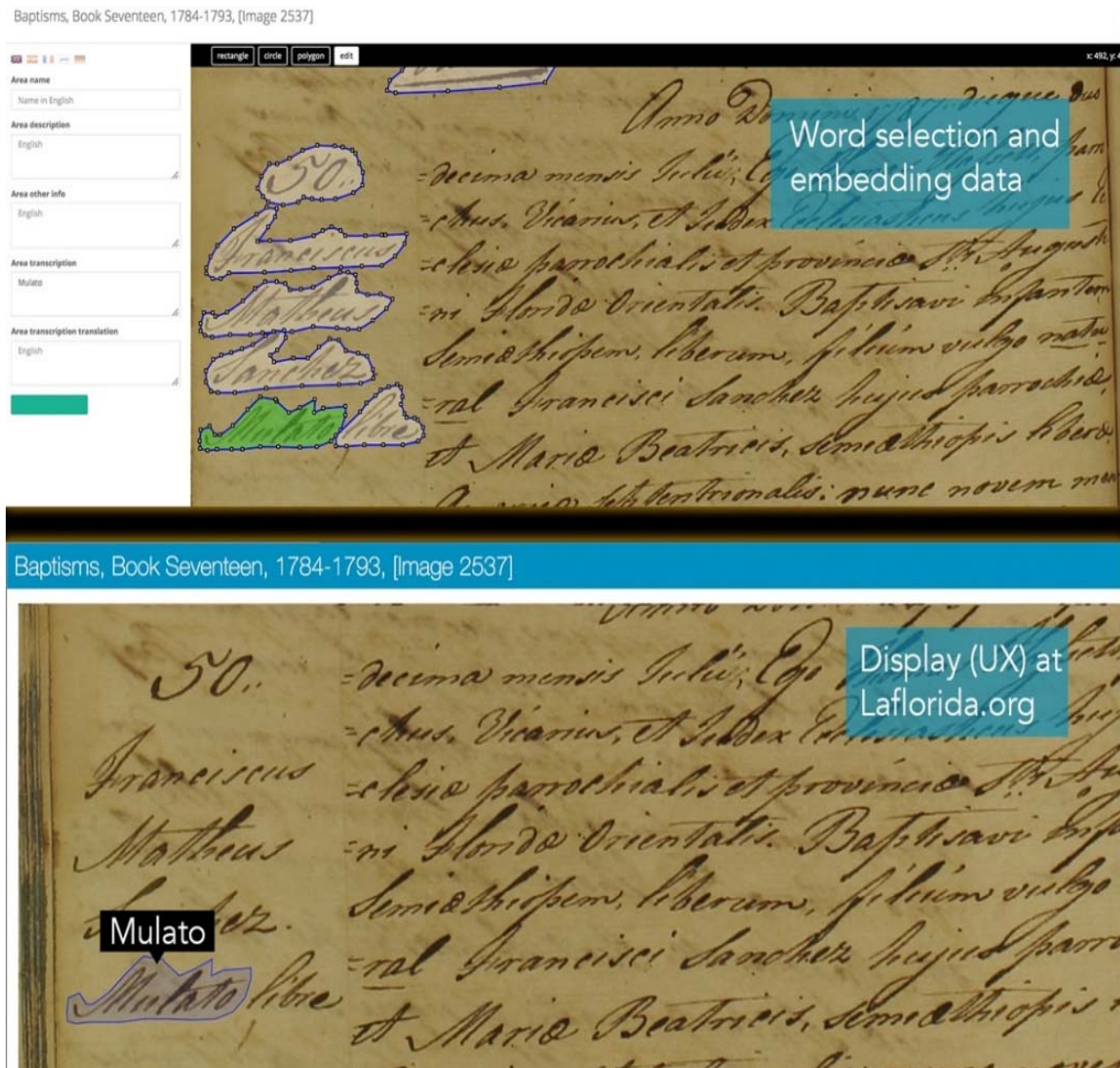


Image 2: Excerpt from the 1787 baptismal record for Francisco Mateo Sánchez, a free mulato. The top image shows the polygons, while the image below reveals what users will see when they hover over individual words

Personal Profiles

Perhaps the most ambitious element of building *Lost Voices* is collecting, vetting, processing, and then managing the immense amount of biographic material held in the collection. In March 2018, *La Florida* housed a prosopographic database of roughly 3,900 individuals. Adding data from the St. Augustine Parish records will increase *La Florida's* current database by as many as 10,000 individuals, making it among the most comprehensive biographical databases for any region of colonial America.

As transcriptions are completed, our data-management team will arrange biographic information into Excel templates designed specifically to accommodate biographic and historic data. Over the past year, we have developed detailed data dictionaries to accompany each spreadsheet, clearly defining all fields and data components. Pivot charts and standardized dropdown entry options will be used whenever possible to ensure consistency and guard against entry errors. During this process, we will return to the original documents, thus providing yet another layer of review for potential transcription or translation errors. Each transcription, translation, and spreadsheet is uploaded daily to the USF's Storage Attached Network (SAN).

Though Excel serves as a reliable way to safeguard against data loss, it is not always the best way to deliver historical information. The research team at *La Florida* has partnered with Edriel Intelligence to develop a one-of-a-kind collaborative database management system (DBMS) and research platform. Far surpassing a typical relational database management system, *La Florida's* DBMS is capable of recording nonlinear biographic information about the thousands of men and women who lived in Florida at any point between 1513 and 1821.

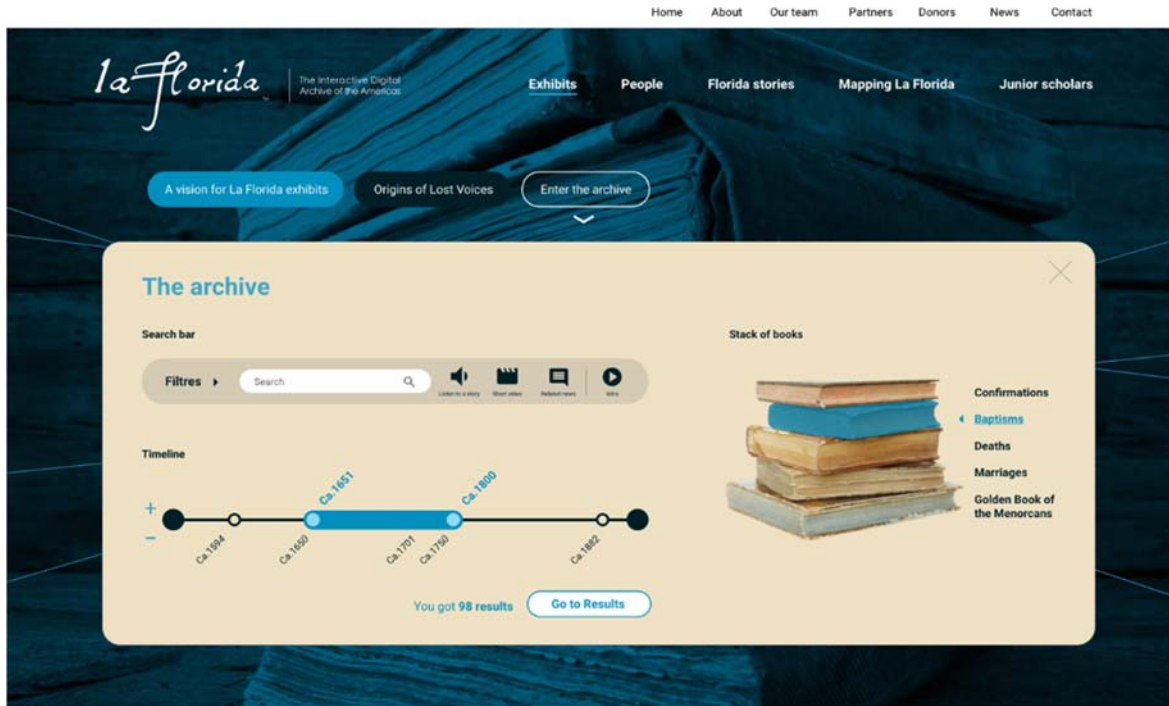


Image 3: Mock-up of how users can apply a range of filters to search for individuals, types of documents and compare data sets

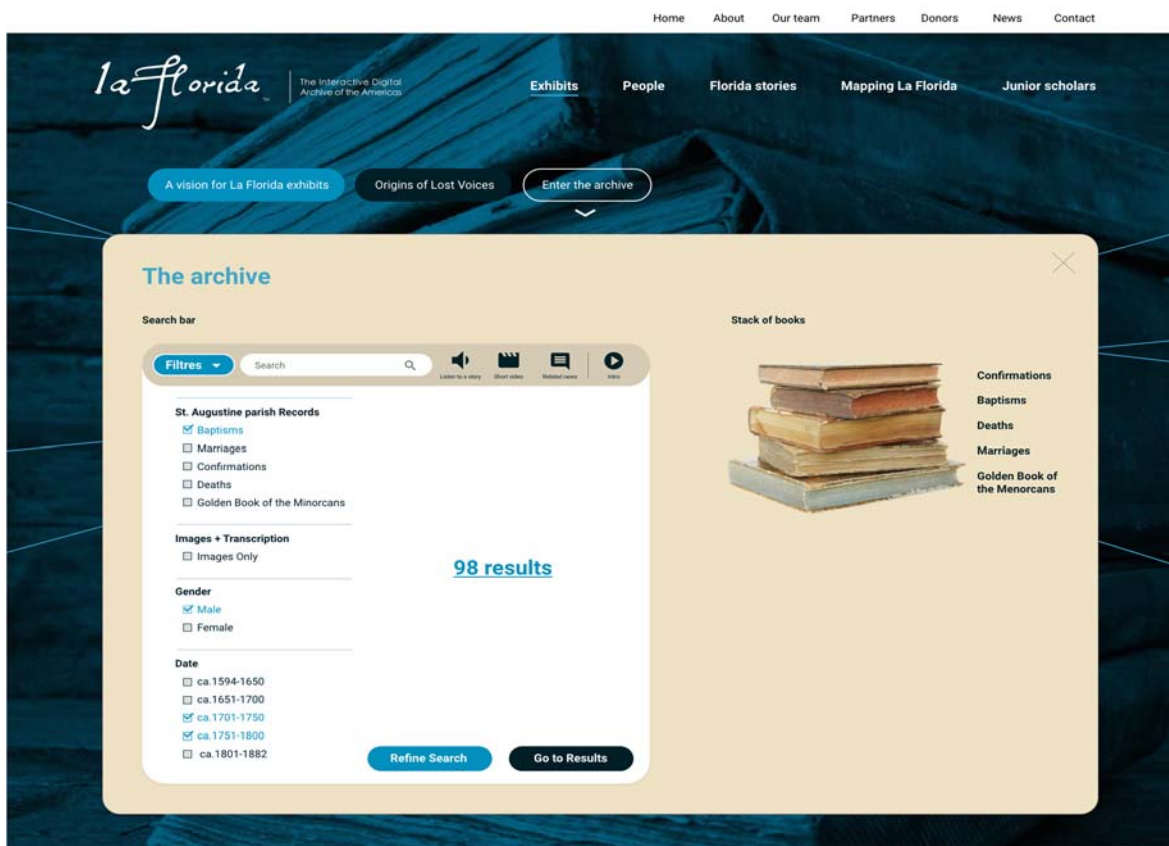


Image 4: Users can select date ranges to create custom infographics to display baptism, marriage, or death rates.

Infographics

Our research team is committed to representing the information held in the St. Augustine parish records as accurately as possible. While that generally means recording information exactly as it appears in the original documents, there are occasions where imputed variables are required.

Consider the following excerpt from book seventeen of the St. Augustine parish records: “[Yo] bauticé a un niño negro, esclavo de Antonio Cantar, natural de Menorca, nacido de unión ilegítima entre Edmundo, negro, y Filis, esclava del dicho Antonio.” This entry records Filis as being a slave but says nothing about her race. After careful study and consultation with several academic specialists, we have inferred Filis to be of African descent.

We have initiated the data entry process for Book Seventeen to better understand the pace at which we need to work to complete the exhibit, *Lost Voices*. Approximately one third of the book has been completed, and already we have identified 522 unique individuals with over 80 possible biographic data points. Thus far, the documents have provided an average of 32 data points per individual resulting in 16,704 biographic data points. Of those, 72 are imputed variables. Data dictionaries created to accompany each Excel spreadsheet from Phase II will be modified and uploaded to the *Lost Voices* exhibit as code books. These code books will clearly define terms and alert users as to when a data point is inferred (imputed variable). Clearly articulating any imputed variables is essential to creating meaningful infographics.

In the exhibit *Lost Voices*, users will be able to create custom infographics, choosing from a range of styles and filters. For example, users will be able to see how many baptisms, deaths, marriages, and confirmations were recorded in any given year. The modified application programming interface (API) developed by Edriel Intelligence allows users to securely access and interact with data stored in the DBMS. The API follows a representational state transfer

(RESTful) architectural style, ensuring both vertical and horizontal scalability. The API serves as the brain of the DBMS and allows for complex commands such as comparing the number of baptisms, deaths, marriages, and confirmations that took place during different years in a variety of display types. The sequence of three infographics below illustrate how users can apply filters to create custom infographics. The first image (Image 5) displays the total number of baptisms, deaths, marriages, and confirmations for a selected year, in this case 1650.



Image 5: Mock-up of infographic that displays baptism, death, marriage, and confirmation rates for the year 1650.

Note that the display includes a feature that allows users to add infographic elements beside or below. The two images that follow (Images 6 and 7) show how users can create comparative data sets.

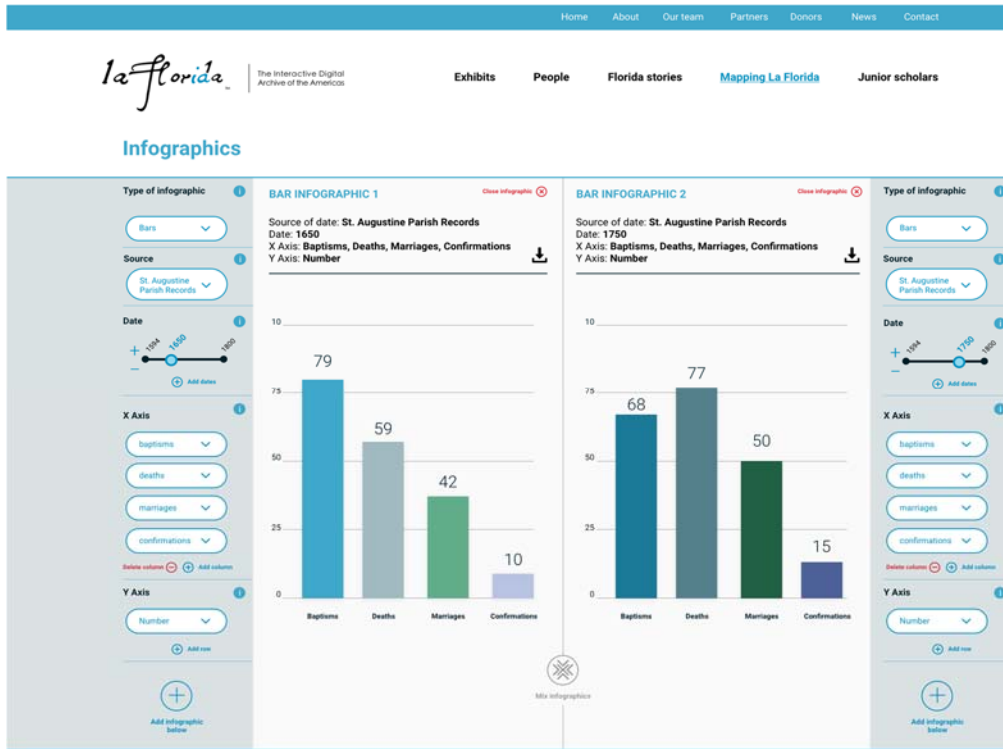


Image 6: The infographic on the left displays data from 1650, while the graph to right records the data from 1750.

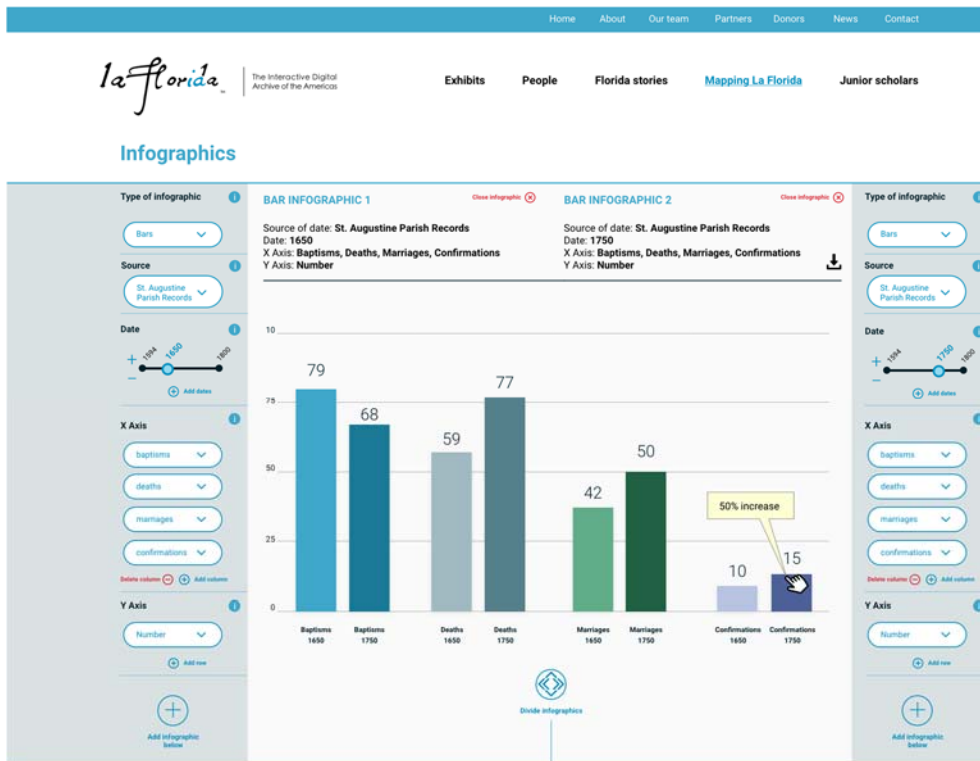


Image 7: Users can scroll over the bars to reveal percentage changes.

Maps

Currently undergoing a significant re-code (funded separately), the DBMS will allow users to draw comparisons across groups of people within the database. Users have the freedom to choose which filters to apply. For example, the image below compares the regions of origin of the participants from two sixteenth-century Florida expeditions: Hernando de Soto and Sancho de Archiniega.

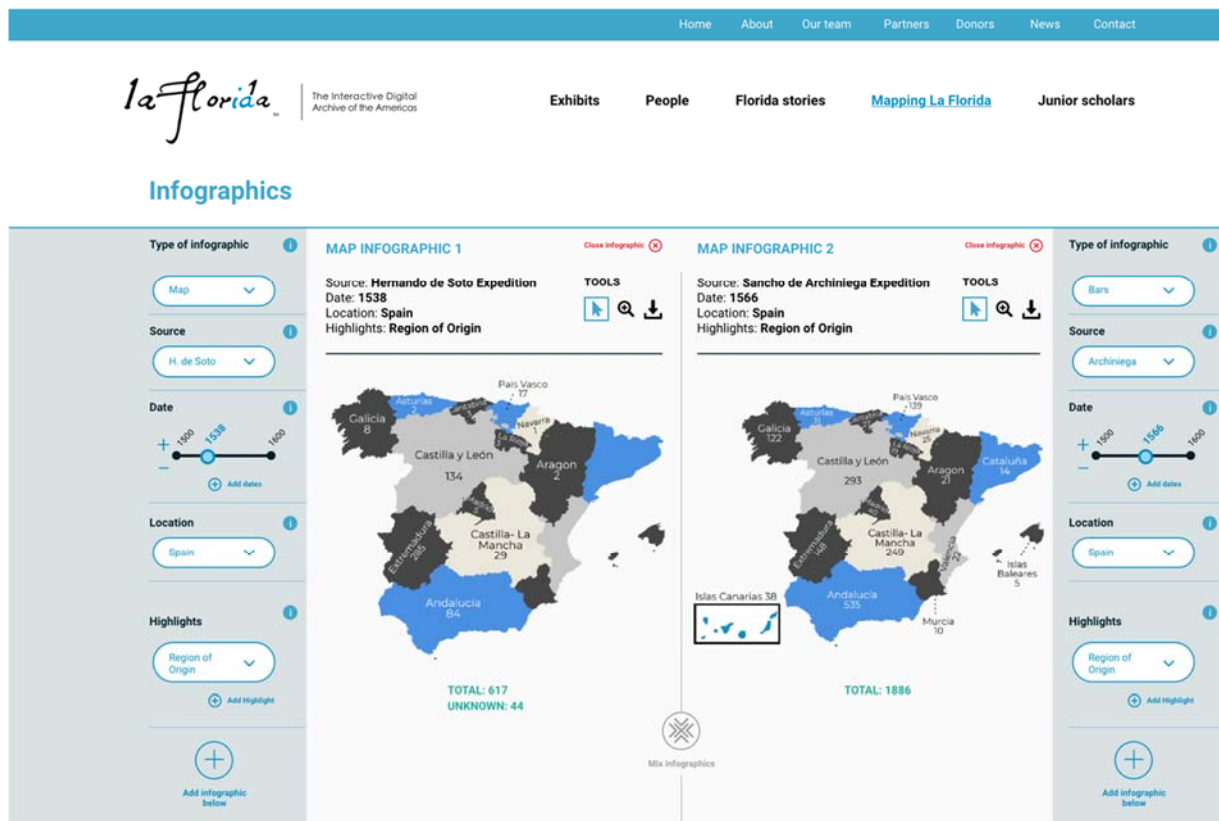


Image 8: Users will be able to create custom maps to display places or origin for any sets of individuals in the database.

Lost Voices will connect people in the database to other components such as GPS coordinates, images, digital reconstructions, and 3D renderings of artifacts to allow for seamless flow between the major sections of *La Florida*. Cognitive and data analysis tools and dynamic query methods will serve as help guides and assistants to users as they navigate through both the *Lost Voices* exhibit and the site in general. For example, users will be able to combine data from the

People and *Mapping* sections and explore the nature of property ownership in 1764 St. Augustine, or in the case of Image 9, highlight properties owned by women and free blacks.

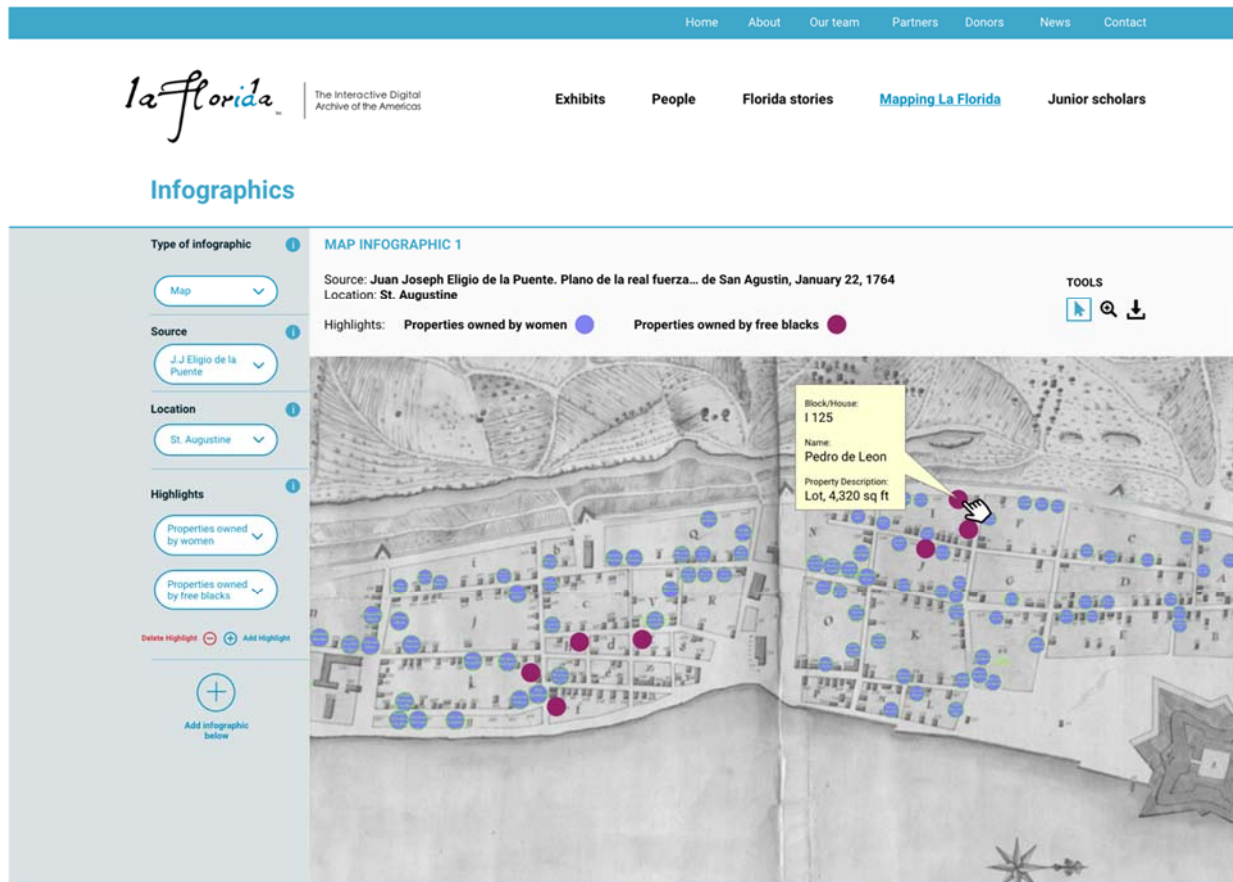


Image 9: Interactive map of 1764 St. Augustine (Juan Joseph Elixio de la Puente). Highlighted above are the properties owned by women (in blue) and free blacks (in claret). Users can apply filters to explore property sizes, building materials, or family connections.

5. Public Participation

Since *La Florida's* launch in 2018, we have maintained a consistent record of public engagement at every level. Over the past sixteen months, Francis has delivered more than thirty public talks, conference papers, and invited lectures, including talks at the Huntington Library, the University of Miami, Madrid's Casa América, and the Library of Congress. In April, the Florida Humanities Council invited Sanderson to present the project to NEH Chairman John Parrish Peede. And earlier this year, Sanderson and Tweet both presented at the Inaugural Conference of the Florida

Digital Humanities Consortium, a national conference hosted by the University of North Florida. Moreover, Francis, Sanderson, and Tweet were invited to contribute a chapter (titled "Building *La Florida*: Rethinking Colonial Florida History in the Digital Age") for the edited collection *Quick Hits*, which will appear in print in 2019.

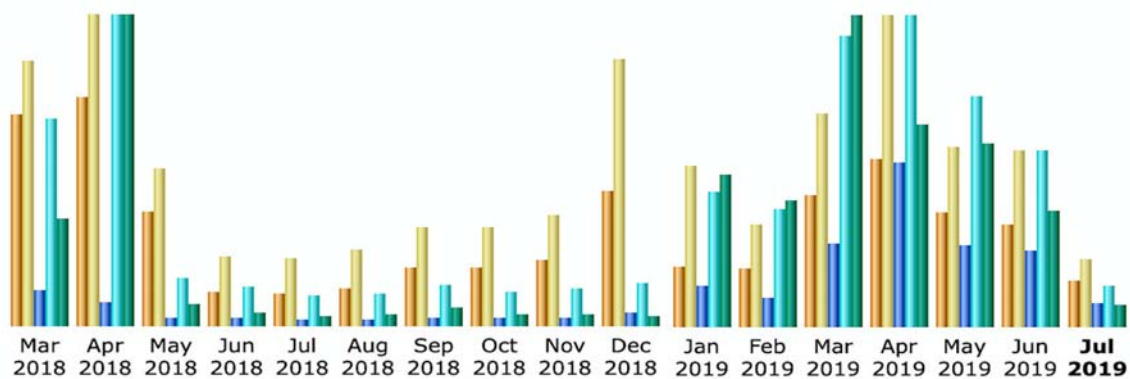
For each of the past two years we have presented different elements of the *La Florida* project at the annual meeting of the Florida Council for History Education (FLCHE), the state chapter of the National Council for History Education. In August, 2019, we will present our initial work on the *Lost Voices* exhibit. Earlier this year, Francis was invited to serve on the FLCHE Board. We are now in the process of developing a strategic plan to promote *La Florida* in Florida schools and to encourage teachers to build lesson plans based on the site's content. In August we will launch a pilot program to solicit lesson plans from Florida teachers. We plan to award prizes to teachers who develop the best lesson plans, which we will include on our site.

6. Project Products

As noted above, the colonial sections of St. Augustine's parish archive have been digitized and made available on the *La Florida* site. Our central aim over the next two years is to complete full transcriptions and translations of the roughly 9,000 pages of baptism, confirmation, marriage, and death records. Transcriptions and translations will be submitted in weekly installments, with revised and corrected sections delivered to Edriel every ninety days to ensure proper development of materials and interface. While the research team transcribes and translates the documents, Edriel will design and develop the online interface for *Lost Voices*, the details of which are outlined above.

7. Project Publicity

In its first year, *La Florida's* public reach has been extensive. Our project has received extensive national and international media coverage (<http://laflorida.org/news/>). As the *Lost Voices* exhibit develops, the USFSP Office of University Advancement and Marketing will continue to produce wide coverage in social media and the press. Over the past year, they have promoted our project in local, state, and national media outlets, including NPR. Usage statistics indicate that since March, 2018, the La Florida site has attracted almost 40,000 unique visitors and we are confident that with the launch of the *Lost Voices* exhibit, the number of visitors will increase dramatically.



Month	Unique visitors	Number of visits	Pages	Hits	Bandwidth
Jan 2018	1	1	1	43	36.18 KB
Feb 2018	16	42	1,180	7,126	302.87 MB
Mar 2018	5,023	6,275	35,038	208,305	19.70 GB
Apr 2018	5,422	7,360	23,069	311,178	56.59 GB
May 2018	2,708	3,726	8,527	48,064	3.90 GB
Jun 2018	812	1,643	8,554	38,737	2.30 GB
Jul 2018	748	1,613	5,799	30,111	1.81 GB
Aug 2018	862	1,820	6,393	32,655	2.17 GB
Sep 2018	1,354	2,341	7,727	40,857	3.25 GB
Oct 2018	1,355	2,358	7,008	33,486	1.97 GB
Nov 2018	1,566	2,619	8,131	37,004	2.03 GB
Dec 2018	3,223	6,321	13,322	41,925	1.85 GB
Total	23,090	36,119	124,749	829,491	95.87 GB
Jan 2019	1,425	3,856	9,624	32,071	1.65 GB
Feb 2019	1,391	2,431	6,758	27,884	1.37 GB
Mar 2019	3,127	5,094	19,974	68,577	3.35 GB
Apr 2019	4,021	7,401	38,893	73,403	2.19 GB
May 2019	2,717	4,286	19,520	54,587	1.98 GB
Jun 2019	2,460	4,208	18,075	41,675	1.25 GB
Jul 2019	1,080	1,628	5,606	9,449	240.56 MB
Total	16,221	28,904	118,450	307,646	12.03 GB

8. Plan of Work

We propose a 24-month work plan, from January 1, 2020 until December 31, 2021.

In their detailed evaluations of our initial proposal, several anonymous reviewers expressed concern about the ability to complete such extensive transcription and translation work in the specified two-year timeframe. We too considered this a valid concern, so we decided to conduct a 30-day time-work analysis and draft a two-year work schedule. We decided to begin with the documents from Box One, the oldest records in the collection and the most difficult to transcribe (see Figure 5 below). We started with Box One because we agreed it would take longest to transcribe and thus would give us a clear sense of the project's feasibility. González, Francis, Cave, and Sanderson collaborated on the transcriptions and the translations, and in two weeks we completed the entire box (231 images).

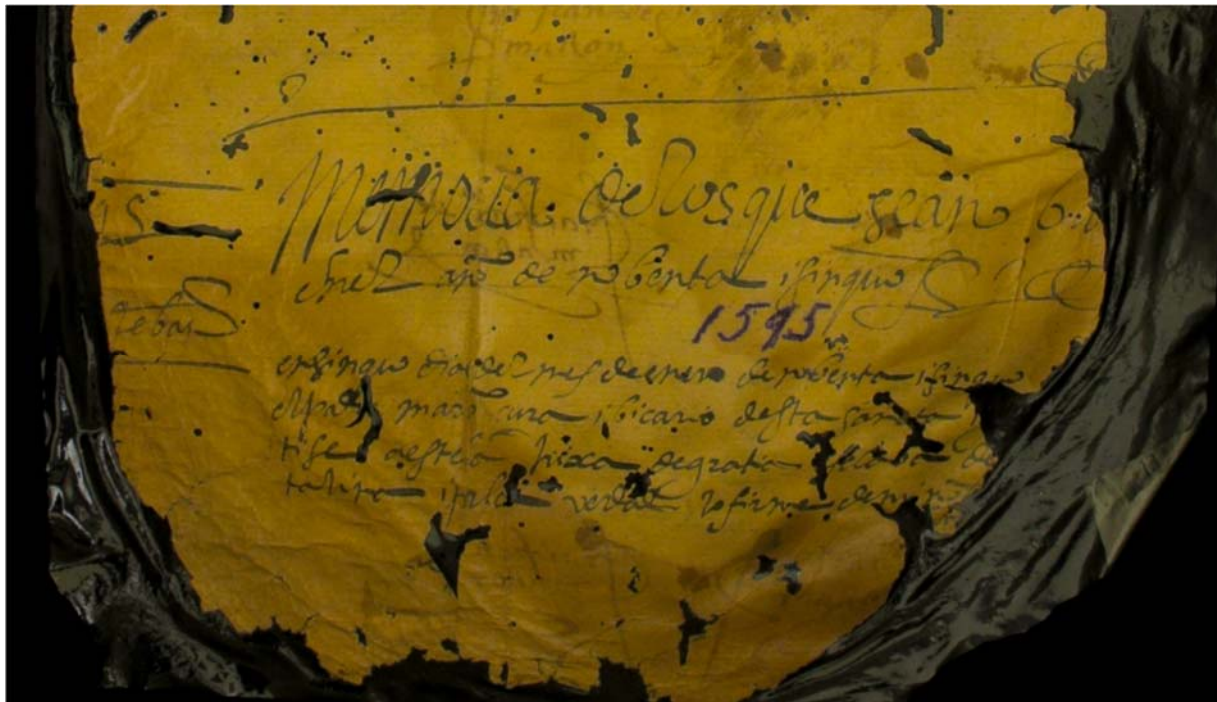


Image 10: First baptism record of 1595. Box One. Transcription: Memoria de los que se han ba[utizado] en el año de noventa y cinco. [Al margen: [Es]teban]. En cinco días del mes de enero de noventa y cinco, el padre Marrón, cura y vicario desta Sancta [Iglesia, ba]uticé a Esteban, hija (sic) de Gratia, [e]sclava de [Ca]talina, y por la verdad lo firmé de mi no[m]bre. Translation: Record of those baptized in the year 1595. [Marginalia: Esteban]. On January 5, 1595, I, Father Marrón, priest and vicar of this holy church, baptized Esteban, daughter (sic) of Gratia, slave of [Ca]talina. Because this is the truth, I signed in my name.

Timeline Europeans, Indians and Africans: Lost Voices from America's Oldest Parish Archive. 1594-1821			
Grant year 1: 2020	Transcriptions (González, Francis, Cave, Sanderson, and Tweet)	Translations (Cave, González, Sanderson, Tweet, and Francis)	Technology (Edriel Intelligence)
January - March	Box 2 (150 images); Book 18 (323 images); Book 25 (366 images); Book 28 (338 images) Total: 1177 images	Box 2, Book 18, Book 25, Book 28	
Deliverables	Completed transcriptions of all four sections will be uploaded to Arcavian database	Completed translations of all four sections will be uploaded to Arcavian database	Complete analysis of structure and content (desktop and mobile)
April - June	Box 3 (455 images); Box 4 (250 images); Box 5 (409 images); Box 6 (443 images) Total: 1557 images	Box 3, Box 4, Box 5, Box 6	
Deliverables	Completed transcriptions of all four sections will be uploaded to Arcavian database	Completed translations of all four sections will be uploaded to Arcavian database	Develop visual design and user experience (UX/UI) Desktop and mobile
July - September	Box 7 (450 images); Box 8 (477 images); Box 9 (447 images); Box 10 (363 images) Total: 1737 images	Box 7, Box 8, Box 9, Box 10	
Deliverables	Completed transcriptions of all four sections will be uploaded to Arcavian database	Completed translations of all four sections will be uploaded to Arcavian database	Develop visual design and user experience (UX/UI) Desktop and mobile
October - December	Box 11 (393 images); Box 12 (377 images); Box 13 (153 images); Box 47 (51 images) Total: 974 images		
Deliverables	Completed transcriptions of all four sections will be uploaded to Arcavian database	Completed translations of all four sections will be uploaded to Arcavian database	Complete visual design and user experience (UX/UI) Desktop and mobile
Grant year 2: 2021	Transcriptions	Translations	Technology
January - March	Book 14 and 15 (219 images); Book 16 (432 images); Book 19 (238 images) Total: 889 images	Book 14 and 15, Book 15, Book 19	
Deliverables	Completed transcriptions of all four sections will be uploaded to Arcavian database	Completed translations of all four sections will be uploaded to Arcavian database	Complete prototype for Interactive functions (Adobe XD). Desktop and mobile
April - June	Book 20 (170 images); Book 21 (88 images); Book 22 (97 images); Book 23 (332 images) Total: 687 images		
Deliverables	Completed transcriptions of all four sections will be uploaded to Arcavian database	Completed translations of all four sections will be uploaded to Arcavian database	Complete all graphic elements, including introductory video for desktop and mobile
July - September	Book 26 (443 images); Book 27 (271 images); Book 29 (227 images); Book 30 (455 images) Total: 1396 images		
Deliverables	Completed transcriptions of all four sections will be uploaded to Arcavian database	Completed translations of all four sections will be uploaded to Arcavian database	Finalize style guide, colors, sources, and resolution for desktop and mobile
October - December	Final Review of All Transcriptions	Final Review of All Translations	
Deliverables	All transcriptions published on the <i>La Florida</i> site.	All translations published on the <i>La Florida</i> site.	Launch Exhibits section of <i>La Florida</i> , with all elements integrated.

From Box One we moved to Book Seventeen, an eighteenth-century book of Black baptisms, with 96 of its 363 pages recorded in Latin. Over the next two weeks, we were able to complete full transcriptions of the Spanish and Latin entries, as well as complete translations of the entire book (in Spanish and in English). We spent the final two days working on the entries from Box Two. Based on our 30-day time-work analysis, we came up with a schedule that we

feel confident we can maintain over the project's two-year timeframe (see table below). To stay on schedule and to monitor progress, every Friday González and Cave will submit their weekly transcription and translation work. Francis, Sanderson, and Tweet will review all transcriptions and translations to mitigate the number of errors. At the end of each three-month period, completed transcriptions/translations will be delivered to Edriel to be uploaded to Arcavian. Edriel will submit detailed monthly updates and a payment schedule will be arranged based on completed and approved work.

9. Staff Qualifications

Principal investigator **Dr. J. Michael Francis** is uniquely qualified to direct this two-year project. Francis serves as the Executive Director of *La Florida: The Interactive Digital Archive of the Americas* and he is an expert in sixteenth-century Spanish paleography. In 2019, Dr. Francis was selected to direct the Mellon Summer Institute of Spanish Paleography, a three-week intensive workshop held at the Huntington Library. His publications include extensive translations of sixteenth-century documents.

Esther González is widely recognized as one of Spain's premiere paleographers. Over the next two years, González will take the lead role in completing and supervising the transcription work of both Spanish and Latin documents.

Dr. Scott Cave holds a PhD in History from Penn State University. He has held prestigious fellowships from John Carter Brown Library, Princeton University, and the Huntington Library.

Rachel Sanderson serves as Associate Director of the *La Florida* project. Sanderson holds a BFA from the University of Tampa and an MA in Florida Studies from the University of South Florida, St. Petersburg. She is an expert paleographer and has spent more than two years in Spain conducting archival work.

Hannah Tweet defended her MA thesis "Marriage and Community in New Spain, 1550-1580: The Bigamy Cases of Gabriel Carrasco, Francisco González, and Luisa de Abrego" in 2019. She is a skilled paleographer, having spent nearly one year working in archives in Seville, Cádiz, and Mexico City. Tweet is supported by a one-year Graduate Assistantship (separately funded)

Technology Team Key Personnel

Edriel's research and design team includes some of the most experienced computer engineers, designers, and web and analytic developers in the field.

Francisco Sánchez Guitard will serve as Innovation Director for the *Lost Voices* exhibit. An expert in Digital Design, Guitard will direct and supervise every stage of design & development.

Manuel Cruces Jiménez holds a degree in Information Engineering from Málaga University. Cruces will serve as the project's lead program designer, creating the software architecture and programming components.

Santiago Sanz Saiz is an accomplished graphic designer and has worked with more than 150 national and international companies, such as BBVA, CEPSA, and Toyota. Already, Sanz has designed many of the elements that will be included in the *Lost Voices* exhibits, including the infographics that appear in the *Project Narrative* section above.

Antonio Salvador Muñoz received his Computer Science Engineering degree from Madrid's U.N.E.D. He will take a leading role in creating the interface for the *Lost Voices* exhibit.

10. Performance Objectives

Our long-term goal is to make St. Augustine's colonial parish records accessible to a global audience and to capture the rich information contained within them. To accomplish this, we have outlined a series of performance objectives:

1. Complete full and accurate transcriptions of all baptism, marriage, confirmation, and death records that fall between the years 1594-1821.
2. Complete full and accurate translations of all baptism, marriage, confirmation, and death records that fall between the years 1594-1821.
3. Develop an online interface that is easy to navigate and accessible to broad audiences
4. Expand *La Florida's* prosopographic database to include the ca. 10,000 individuals whose names appear in these records.
5. Increase public awareness of the central role that Africans played in early American history. Despite the widespread perception that in 1619 the first recorded slave arrived in the present-day United States. The first recorded person of African descent in St. Augustine's parish documents dates to 1595. Not only that, but the archive includes references to hundreds of runaway slaves who escaped northern plantations in the hope of securing freedom in St. Augustine.
6. Increase public awareness of the diversity that characterized daily life in a region often viewed as little more than a remote outpost on the far northern frontier of Spain's vast American empire. Users will quickly discover the remarkable diversity that shaped early American history.
7. Develop a meaningful collaboration with the Florida Council for History Education, the state chapter of the National Council for History Education.

The collaborative nature of this project brings together historical content and technical innovation in creative and engaging new ways, offering users from around the world access to this remarkable collection. The rich information contained in St. Augustine's parish records will shed light on the daily lives and interactions between the settlement's European, indigenous, and African inhabitants, enhancing our understanding of Spain's oldest permanent settlement in the continental United States.